

## Funding

OSPI in March issued the final allocation funding for KWRL based on prior year expenditures. This is a rough explanation of the funding summary document called the 1026A

School Year 2025-2026  
Operations Allocation Detail Report 1026A

WOODLAND

**SECTION A - CALCULATION OF EXPECTED ALLOCATION**

Allocation Items	Values	Coefficient Rate	Calculated Value
Land Area (Ln)	732.9	0.02839	0.18729
Average Distance	4.26522	0.04231	0.18046
Destinations	37.75000	0.01523	0.57493
Basic Program (Ln)	8,345.75	0.66498	6.00452
Special Program (Ln)	461.13	0.11000	0.67494
Non-High Yes	No	0.00000	0.00000
Non-High No	No	-0.29176	0.00000

These are the operational variables in the funding system that drive the funding allocation

<b>A.1. Sum of Calculated Values</b>		<b>7.62215</b>
A.2. Expected Allocation Constant Value		8.60130
A.3. Expected Allocation Value		16.22345
A.4. Initial Allocation		\$11,111,051.58
A.5. Local Characteristics Factor	1.00000	
<b>A.6. CALCULATED EXPECTED ALLOCATION</b>		<b>\$11,111,051.58</b>

based on the variables OSPI calculates what they think your costs might be

**SECTION B - ALTERNATE FUNDING SYSTEM ADJUSTMENTS**

B.1. Non-High	\$0.00	
B.2. Low Ridership	\$0.00	
B.3. Transportation Co-op	\$0.00	
B.4. ESD	\$0.00	
B.5. Other	\$0.00	
<b>B.6. Alternate System Total</b>	<b>\$0.00</b>	<b>\$11,111,051.58</b>

**SECTION C - OTHER ADJUSTMENTS**

C.1. Alt Calendar Modifier	1.000	\$11,111,051.58
C.2. Car Mileage Reimbursement	\$0.00	
<b>C.3. Other Adjustments Total</b>	<b>\$0.00</b>	<b>\$11,111,051.58</b>

**SECTION D - DETERMINATION OF FINAL STARS ALLOCATION**

D.1. Adjusted Allocation		\$11,111,051.58
D.2. Prior Year Expenditures		\$9,046,851.95
D.3. Federal Restricted Rate Indirects		\$191,793.26
D.4. Adjusted Prior Year Expenditures		\$9,238,645.21
D.5. Lesser of Adjusted Allocation or Adjusted Prior Year Expenditures		\$9,238,645.21

they examine your actual expenditures

**LEGISLATIVE ADJUSTMENTS**

D.6. Legislative Salary		\$97,052.52
D.7. Legislative Benefit		\$133,597.19
D.8. <b>ACTUAL ALLOCATION AMOUNT</b>		<b>\$9,469,294.92</b>

They make adjustments and issue your final allocation

## Electrification and fuel prices

As you all have likely seen, fuel prices are skyrocketing. At the same time, we now have had the electric buses on route for enough time to start developing some data that might lend enough preliminary information to start assessing and evaluating. Here are some rough and preliminary numbers viewed against the current context of high fuel prices.

EV vs Diesel comparison now that we have operational samples to assess	
<b>ALL DATA IS GEN ED ROUTE SPECIFIC</b>	
Number of General Ed Routes	67
Avg route miles per day	4985
Avg route miles per bus	75
Avg route fuel consumed per day	712
EV buses	14
Avg EV route miles per day	850
Avg EV route miles per bus	60
Gallons per day EV operations offset from diesel	121
April 2025 Wet Hose Fuel Cost	\$3.95
April 2026 Wet Hose Fuel Cost	\$6.77
April 2025 Bulk Drop Fuel Cost	\$3.78
April 2026 Bulk Drop Fuel Cost	\$6.38
April 2025 Avg Cost per gallon	\$3.87
April 2026 Avg Cost per gallon	\$6.58
2025 per day fuel operation cost	\$2,751.88
2026 per day fuel operation cost	\$4,681.40
Increased route operation cost	\$1,929.52
Current EV offset savings per day	\$795.58
Annual savings at 2025 cost	\$84,179.70
Annual savings at 2026 cost	\$143,203.50
Notes:	
Gen-Ed routes only to keep criteria apples for apples specific to diesel and usage. EV are almost exclusively route so I need to exclude shuttles and trips for a true comparison.	
This means that operation of 14 EV buses is currently mitigating, or offsetting, 41% of the increased fuel costs impacting our diesel fleet	
If we applied for another grant for an additional 5 EV buses then your ability to offset diesel costs would increase by approximately another 25%	
Wet hose is a term used for the way fuel at the PPL lot is sold and delivered. At PPL they deliver the fuel on Tuesdays and Thursdays and pump the fuel direct into the buses where they are parked by hose from the fuel truck. We do this because we are not allowed to have tanks at PPL and it also offsets the labor for PPL buses to drive to a card lock location or to Woodland to fuel out of our bulk tanks at Woodland lot.	

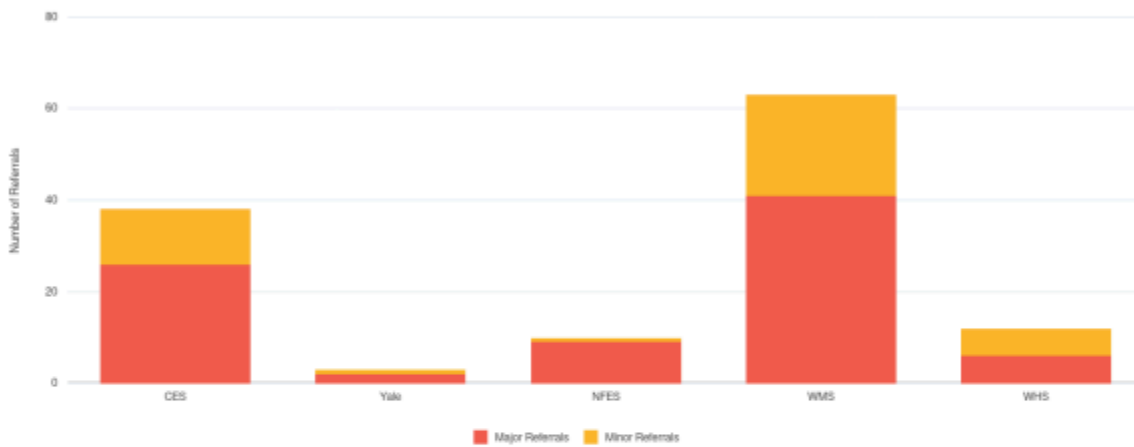
## Student Management

KWRL is dedicated to being actively engaged in preventative, responsive, and restorative efforts to address student management from a three-pronged approach. One of the tools we use is the tracking and examination of referral reports. Tiffany Wear gathers this information and then shares it with the building Admin as part of a collaborative effort. Here is an example of the most recent report for Woodland

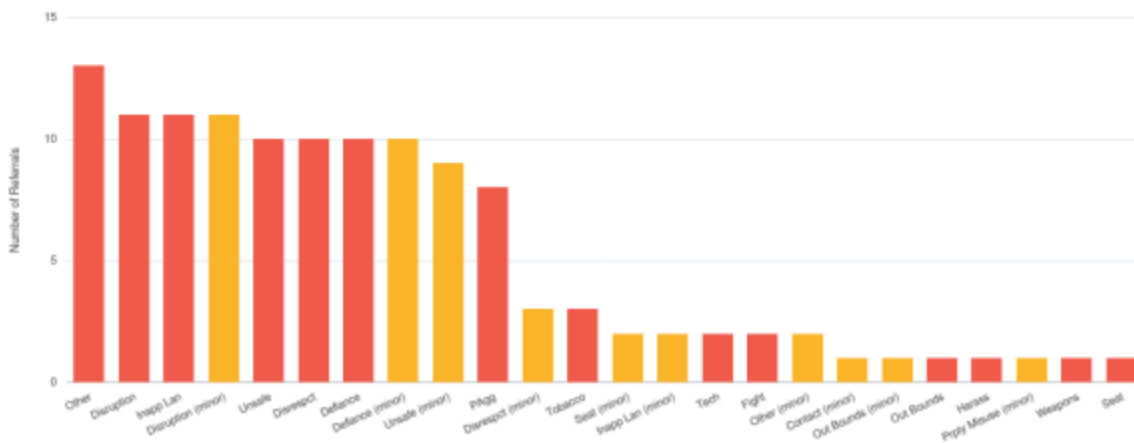
### KWRL Referral Report Woodland 25-26

Total Referrals: 126  
Major Referrals: 84  
Minor Referrals: 42

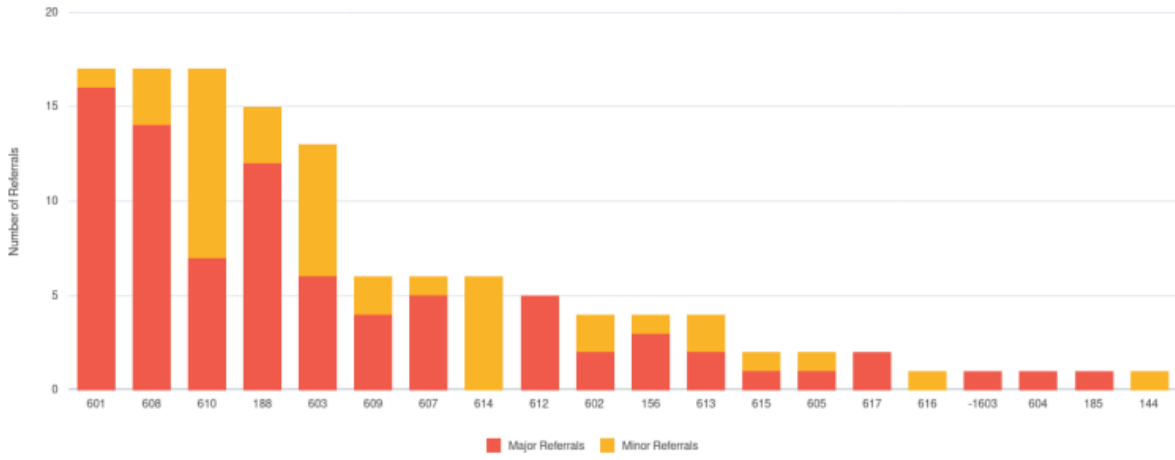
#### By Building



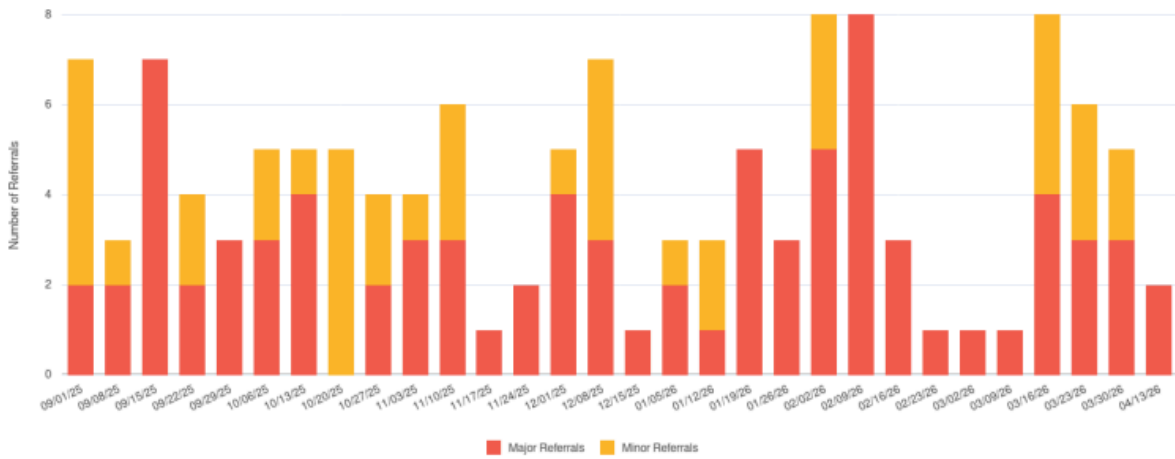
#### By Reason



## By Route



## By Week



## Customer Service

We are constantly auditing and assessing customer service by way of several tools. One of the most valuable tools is our route accuracy reports, which are automated to provide a quick assessment of how a route is operated as compared to the published time given to parents. I regularly evaluate these reports and will, on occasion, develop a full fleet comprehensive snapshot and give those snapshots to each respective Superintendent.

Select Route:  AM PM

Thu Apr 16 Wed Apr 15 Tue Apr 14 Mon Apr 13 Fri Apr 3 Thu Apr 2 Wed Apr 1 Tue Mar 31 Mon Mar 30 Fri Mar 27 Thu Mar 26  
Wed Mar 25 Tue Mar 24 Mon Mar 23 Fri Mar 20 Thu Mar 19 Wed Mar 18 Tue Mar 17 Mon Mar 16 Thu Mar 12 Wed Mar 11 Tue Mar 10  
Mon Mar 9 Fri Mar 6 Thu Mar 5 Wed Mar 4 Tue Mar 3 Mon Mar 2 Fri Feb 27 Thu Feb 26 Wed Feb 25 Tue Feb 24 Mon Feb 23 Fri Feb 20  
Thu Feb 19 Wed Feb 18 Tue Feb 17 Thu Feb 12 Wed Feb 11 Tue Feb 10 Mon Feb 9 Fri Feb 6 Thu Feb 5 Wed Feb 4 Tue Feb 3 Mon Feb 2  
Thu Jan 29 Wed Jan 28 Tue Jan 27 Mon Jan 26 Fri Jan 23 Thu Jan 22 Wed Jan 21 Tue Jan 20 Fri Jan 16 Thu Jan 15 Wed Jan 14 Tue Jan 13  
Mon Jan 12 Fri Jan 9 Thu Jan 8 Wed Jan 7 Tue Jan 6 Mon Jan 5 Fri Dec 19 Thu Dec 18 Wed Dec 17

Location	Published AM	Actual AM
Woodland Middle School	12:00 AM	
100 Block of Insel for 1879 Lewis River Road	7:16 AM	7:16 AM
York St & Insel Rd	7:18 AM	7:18 AM
Blacktail Ln & Lolo Trail Ave (mailboxes)	7:19 AM	7:19 AM
1771 Meriweather Ln	7:20 AM	
Clatsop St & Hillshire Dr (CROSS)	7:22 AM	7:22 AM
Thistle Ct & Clover Lane (CROSS)	7:23 AM	7:24 AM
302 Sycamore St	7:25 AM	7:25 AM
1825 Heartwood Dr	7:25 AM	7:25 AM
Redwood Court & Springwood St	7:25 AM	7:27 AM
1834 Springwood St	7:27 AM	7:27 AM
Sequoia St & Loganberry St	7:28 AM	7:29 AM
257 Loganberry	7:28 AM	7:29 AM
Hillshire & Loganberry	7:30 AM	7:30 AM
Hillshire Dr (Chain Link Fence)	7:31 AM	7:30 AM